


Prepared by Peter Svensson	Date YYYY-MM-DD 2007-02-28	Releas (A)	Product name/number Portable Control Unit
Document responsible (approved by) Kjell Leiwert	Checked PS	File Name DMO0704041_A.doc	

Assembly instruction Upper part for Portable Control Unit

Assembly of the gasket


Assemble the gasket into the hole



Hole



Gasket

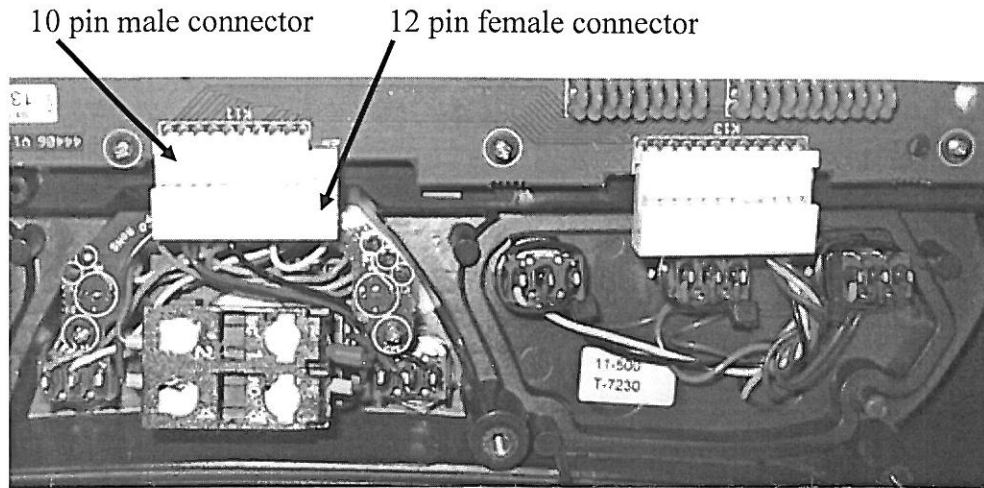


Assembled gasket

Prepared by Peter Svensson	Date: YYYY-MM-DD 2007-02-28	Release (A)	Product name/number Portable Control Unit
Document responsible (approved by) Kjell Leiwert	Checked PS	File Name DMO0704041_A.doc	

Connecting an old electronic card with a new plastic upper part

If the connector from the emergency stop is a 12 pin (female) and the connector on the electronic card is a 10 pin (male) connector. Connect them according to the picture below.



Revisionshistory

Release	Date: YYYY-MM-DD	Edited By	Changes
(A)	2007-02-12	Peter Svensson	First creation of document